



CLASSIC PREMIUM INTERIOR EMULSION



Version 2.0 | 01/2024

Overview

Classic Premium Interior Emulsion is a high-quality paint that delivers a rich and matt finish to your walls. Formulated with special co-polymers and fine powdered pigments, along with functional additives such as anti-fading, and anti-fungal properties, this paint offers long-lasting protection and aesthetic appeal. When applied to new masonry walls or smooth substrates, it provides a smooth matte appearance.

Area of use:

For interior use on putty surfaces which is especially suitable for dry and washable. Best applicable for Interior walls such as all types of smooth finishes, bedrooms, living room, false ceiling, asbestos sheets, concrete etc. It is recommended that Classic Premium Interior Emulsion be used after the application of Ultra Cement Interior Primer (WB).

PRODUCT BENEFITS

Versatility:

It is available in various colours allowing you to choose a suitable option that matches your aesthetic preferences.

Stain-Resistant:

It offers excellent stain resistance, making them suitable for use in homes with children or pets.

Washable:

It is washable, allowing for easy maintenance and cleaning without damaging the painted surface.

Matt Finish:

Classic provides a classy finish with excellent matt look that gives your house the perfect look.

Ease of Maintenance:

With its washability and stain resistance properties, it is easy to maintain and keep looking fresh over time.

Fungal Resistance:

It helps to prevent the growth of mold and mildew on interior surfaces. By inhibiting fungal growth, these paints maintain the cleanliness and appearance of walls, especially in high humidity areas like bathrooms and kitchens.

SURFACE PREPARATION

Cleaning:

Inspect for Leaks and Moisture:

Ensure there are no leaks and check moisture content before starting. Fix any leakages.

Clean the Surface:

Remove dirt, loosely bound powder, oil, and grease stains. Clean thoroughly with a brush or 180 - 220 grit emery paper.

Repair Cracks and Holes:

Crack Seal is to be used to fill in small surface imperfections such as dents, holes, and cracks that are smaller than 3mm. To level the surface, use Techno Wall Care. Only a mixture of fine sand and white cement (in a 1:3 ratio) can be used to fill large holes.

Cure New Cement Walls: Ensure new cement walls are fully cured for 28 days.

Primer: Apply a coat of *Ultra Cement Interior Primer* and allow it to dry overnight.


Top Coat for Smooth Finish: For a smooth finish, avoid using putty or filler for touch-ups after the first coat. Use *Techno Wall Care* to prime and level affected areas before applying the second coat of paint.

PRODUCT FEATURES

AVAILABLE PACKS



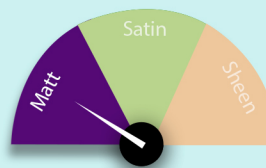
AVAILABLE SHADES



1850+*

*Techno Paints Colour Spectra has 1850 plus shades at present.

FINISH STYLES



Range:

Sheen level 2 to 5
at 60°*.

*On a glass plate when released at 150 micron DFT applied by 4 side applicator.

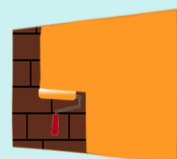
DURABILITY AND WARRANTY




High Washability, Fungal Resistance, Stain Resistance.

WARRANTY: 5 Years

COVERAGE



1st COAT
150 - 170 sq.ft/*
4 hrs dry time



2nd COAT
75 - 85 sq.ft/*
4 hrs dry time

* Coverage may vary from surface to surface, application method and % of dilution.



CLASSIC PREMIUM INTERIOR EMULSION



Version 2.0 | 01/2024

APPLICATION PROCESS



Brush: Nylon / Polyester



Roller: 1/4" - 3/4" nap, depending on surface texture.



Thinning: For movement of brush / roller, then dilute with 40% - 50% of universal solvent i.e water.



To Touch: 30 Minutes.

TECHNICAL DATA

Primer Recommended	Yes
Thinner for Dilution	Water
Dilution Ratio of paint	400 - 500 ml / ltr.
Dry time for primer	8 hrs.
Complete Drying	3 hrs.
Flammable / Flash Point	Non Flammable
Shelf Life in tight container	3 year
Product form	Liquid
Recoating time	4 hrs

ADDITIONAL INFORMATION

POST PAINTING CARE

To maintain the paint's effectiveness, ensure the surface is washed and free from algal and fungal growth every six months.

THINNED PAINT STABILITY

Best use the paint before 24 hours after the paint has been thinned.

ENVIRONMENT

TECHNO PAINT PRODUCTS DOES NOT CONTAIN any added lead, mercury or chromium compounds.

SAFETY

In the case of SKIN /EYE contact, immediately rinse with clean water and seek medical treatment.

PRECAUTIONS

1. Applying while the outside temperature is below 10°C or if it could do so within four hours of doing so is not advised.
2. Avoid overstretching or overthinning the brush.
3. Before using, thoroughly stir and strain.
4. Strain the material before use for better smooth finish.
5. Make sure you avoid diluting with chlorinated water.

DISCARDMENT

PAINT and Its Products comes under category of Hazardous Material and so for disposal it should be routed legally under Environment Act 1986 (Protection)& Hazardous Wastes (Management & Handling) rules 1989.

PERSONAL PROTECTIVE EQUIPMENT

1. Nitrile gloves / Cotton gloves
2. Goggles
3. Safety Shoes
4. Appropriate attire

