



# ECOMATE

## PREMIUM EXTERIOR EMULSION



Version 2.0 | 01/2024

### Overview

Ecomate Premium Exterior Emulsion is a long lasting exterior wall finish especially designed for high tropical areas with high rain fall, humidity and to protect exterior walls from algae and dust. It's formulated with ultra violet resistant 100% acrylic binder with light pigments and some special characteristic additives. No added lead, mercury or chromium or any heavy metals or carcinogenic materials.

#### Area of use:

For exterior use on cement concrete which is especially suitable for dry and absorbent. Best applicable for Exterior walls, Terraces and on all surfaces such as concrete block work and cement renderings. It is recommended that Ecomate Premium Exterior Emulsion be used after the application of exterior wall primer (WB).

### PRODUCT BENEFITS

#### Dust-Proof:

It creates a barrier that repels dust particles, preventing them from settling on surfaces. This helps to keep the area cleaner and reduces the frequency of cleaning required.

#### UV Protection:

Shields surfaces from sun damage, preventing fading, discoloration, and deterioration, thus extending the lifespan of the paint.

#### Weather Shield:

It is perfectly designed for extreme weather conditions in order to protect exterior walls.

#### Sheen Finish:

Ecomate provides a classy finish with excellent sheen that gives your house the perfect look.

#### Anti-algae:

Inhibit the growth of algae and mold on surfaces, maintaining cleanliness and aesthetics while reducing the need for frequent cleaning and maintenance.

#### Versatility:

It is available in various colours allowing you to choose a suitable option that matches your aesthetic preferences.

### SURFACE PREPARATION

#### Cleaning:

##### Inspect for Leaks and Moisture:

Ensure there are no leaks and check moisture content before starting. Fix any leakages.

##### Clean the Surface:

Remove dirt, loosely bound powder, oil, and grease stains. Clean thoroughly with a brush or 180-220 grit emery paper.

##### Repair Cracks and Holes:

Use waterproofing or filling material to fix all cracks and holes.

**Cure New Cement Walls:** Ensure new cement walls are fully cured for 28 days.

**Primer:** Apply a coat of *Ultra Cement Exterior Primer* and allow it to dry overnight.

**Top Coat for Smooth Finish:** For smooth finish, apply 2 coats of *Techno Wall Putty/Wall Care* followed by coat *Ultra Cement Exterior Primer*, followed by 2 coats of Exterior Emulsion paint of your choice.


**Top Coat on Texture's:** Apply exterior texture coating followed by *Techno Ultra Exterior Primer* and 2 coats of exterior emulsion.

### PRODUCT FEATURES

#### AVAILABLE PACKS



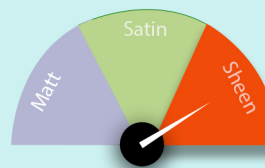
#### AVAILABLE SHADES



# 1800+\*

\*Techno Paints Colour Spectra has 1800 plus shades at present.

#### FINISH STYLES



#### Range:

Sheen level 2 to 5 at 60°\*.

\*On a glass plate when released at 150 micron DFT applied by 4 side applicator.

#### DURABILITY AND WARRANTY




Dust Proof, Long Lasting, UV Protection.

**WARRANTY: 5 Years**

#### COVERAGE



**1st COAT**  
110 - 120 sq.ft./l\*  
4 hrs dry time



**2nd COAT**  
55 - 60 sq.ft./l\*  
4 hrs dry time

\* Coverage may vary from surface to surface, application method and % of dilution.



# ECOMATE PREMIUM EXTERIOR EMULSION



Version 2.0 | 01/2024

## APPLICATION PROCESS



Brush: Nylon / Polyester



Roller: 1/4" - 3/4" nap, depending on surface texture.



Thinning: For movement of brush / roller, then dilute with 40% - 45% of universal solvent i.e water.



To Touch: 30 Minutes.

## TECHNICAL DATA

Primer Recommended	Yes
Thinner for Dilution	Water
Dilution Ratio of paint	400 - 450 ml / ltr.
Dry time for primer	6 hrs.
Complete Drying	7 days
Flammable / Flash Point	Non Flammable
Shelf Life in tight container	3 year
Product form	Liquid
Recoating time	4 hours

## ADDITIONAL INFORMATION

### POST PAINTING CARE

To maintain the paint's effectiveness, ensure the surface is washed and free from algal and fungal growth every six months.

### THINNED PAINT STABILITY

Best use the paint before 24 hours after the paint has been thinned.

### ENVIRONMENT

TECHNO PAINT PRODUCTS DOES NOT CONTAIN any added lead, mercury or chromium compounds.

### SAFETY

In the case of SKIN /EYE contact, immediately rinse with clean water and seek medical treatment.

### PRECAUTIONS

1. Applying while the outside temperature is below 10°C or if it could do so within four hours of doing so is not advised.
2. Avoid overstretching or overthinning the brush.
3. Before using, thoroughly stir and strain.
4. Strain the material before use for better smooth finish.
5. Make sure you avoid diluting with chlorinated water.

### DISCARDMENT

PAINT and Its Products comes under category of Hazardous Material and so for disposal it should be routed legally under Environment Act 1986 (Protection)& Hazardous Wastes (Management & Handling ) rules 1989.

### PERSONAL PROTECTIVE EQUIPMENT

1. Nitrile gloves / Cotton gloves
2. Goggles
3. Safety Shoes
4. Appropriate attire

