



LAVISH LUXURY INTERIOR EMULSION



Version 2.0 | 01/2024

Overview

Lavish Luxury Interior Emulsion combines high-quality design with practical benefits such as long-lasting durability and easy maintenance. Whether it's removing household stains or maintaining the luxurious appearance of the walls, it offers both aesthetic appeal and functional performance.

Area of use:

For interior use on putty surfaces which is especially suitable for dry and washable. Best applicable for Interior walls such as all types of smooth finishes, bedrooms, living room, false ceiling, asbestos sheets, concrete. It is recommended that Lavish Luxury Interior Emulsion be used after the application of Ultra Lavish Luxury Primer (WB).

PRODUCT BENEFITS

High Quality:

It provides a smooth, high-quality finish that can enhance the overall look and feel of a room.

Stain-Resistant:

It offers excellent stain resistance, making them suitable for use in homes with children or pets.

Washable:

It is washable, allowing for easy maintenance and cleaning without damaging the painted surface.

Coverage:

It typically offers excellent coverage, requiring fewer coats to achieve a desired finish compared to lower-grade paints.

Ease of Maintenance:

With its washability and stain resistance properties, it is easy to maintain and keep looking fresh over time.

Anti-algae:

Inhibit the growth of algae and mold on surfaces, maintaining cleanliness and aesthetics while reducing the need for frequent cleaning and maintenance.

SURFACE PREPARATION

Cleaning:

Inspect for Leaks and Moisture:

Ensure there are no leaks and check moisture content before starting. Fix any leakages.

Clean the Surface:

Remove dirt, loosely bound powder, oil, and grease stains. Clean thoroughly with a brush or 320 grit emery paper.

Repair Cracks and Holes:

Crack Seal is to be used to fill in small surface imperfections such as dents, holes, and cracks that are smaller than 3mm. To level the surface, use Techno Wall Care. Only a mixture of fine sand and white cement (in a 1:3 ratio) can be used to fill large holes.

Cure New Cement Walls: Ensure new cement walls are fully cured for 28 days.

Primer: Apply a coat of *Ultra Lavish Luxury Interior Primer* and allow it to dry overnight.


Top Coat for Smooth Finish: For a smooth finish, avoid using putty or filler for touch-ups after the first coat. Use *Acrylic Wall Putty* to prime and level affected areas before applying the second coat of paint. If there are many touch-up areas, consider applying a full coat of *Acrylic Wall Putty* before adding the second coat of Lavish for a flawless finish on interior walls and ceilings.

PRODUCT FEATURES

AVAILABLE PACKS



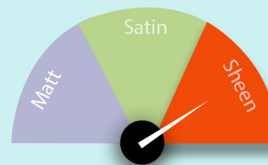
AVAILABLE SHADES



3000+*

*Techno Paints Colour Spectra has 3000 plus shades at present.

FINISH STYLES



Range:

Sheen level 8 to 18 at 60°*.

*On a glass plate when released at 150 micron DFT applied by 4 side applicator.


DURABILITY AND WARRANTY



Stain Resistance, Washable, Algal Resistance.


WARRANTY: 7 Years

COVERAGE



1st COAT

220 - 240 sq.ft/*
4 hrs dry time



2nd COAT

85 - 130 sq.ft/*
4 hrs dry time

* Coverage may vary from surface to surface, application method and % of dilution.



LAVISH LUXURY INTERIOR EMULSION



Version 2.0 | 01/2024

APPLICATION PROCESS



Brush: Nylon / Polyester



Roller: 1/4" - 3/4" nap, depending on surface texture.



Thinning: For movement of brush / roller, then dilute with 25% - 45% of universal solvent i.e water.



To Touch: 30 Minutes.

TECHNICAL DATA

Primer Recommended	Yes
Thinner for Dilution	Water
Dilution Ratio of paint	250 - 450 ml / ltr.
Dry time for primer	4 - 6 hrs.
Complete Drying	3 hrs.
Flammable / Flash Point	Non Flammable
Shelf Life in tight container	3 year
Product form	Liquid
Recoating time	4 hrs.

ADDITIONAL INFORMATION

POST PAINTING CARE

To maintain the paint's effectiveness, ensure the surface is washed and free from algal and fungal growth every six months.

THINNED PAINT STABILITY

Best use the paint before 24 hours after the paint has been thinned.

ENVIRONMENT

TECHNO PAINT PRODUCTS DOES NOT CONTAIN any added lead, mercury or chromium compounds.

SAFETY

In the case of SKIN /EYE contact, immediately rinse with clean water and seek medical treatment.

PRECAUTIONS

1. Applying while the outside temperature is below 10°C or if it could do so within four hours of doing so is not advised.
2. Avoid overstretching or overthinning the brush.
3. Before using, thoroughly stir and strain.
4. Strain the material before use for better smooth finish.
5. Make sure you avoid diluting with chlorinated water.

DISCARDMENT

PAINT and Its Products comes under category of Hazardous Material and so for disposal it should be routed legally under Environment Act 1986 (Protection)& Hazardous Wastes (Management & Handling) rules 1989.

PERSONAL PROTECTIVE EQUIPMENT

1. Nitrile gloves / Cotton gloves
2. Goggles
3. Safety Shoes
4. Appropriate attire

