



# PROTECT<sup>+</sup>

## LUXURY EXTERIOR EMULSION



Version 2.0 | 01/2024

## Overview

**Protect+ Luxury Exterior Emulsion** is a high-performance, water-based acrylic emulsion paint designed to protect exterior walls from algae, dust, and harsh weather. It features special additives for an anti-algal and offers a durable satin finish for lasting beauty.

### Area of use:

For exterior use on cement concrete which is especially suitable for dry and absorbent. Best applicable for Exterior walls, Terraces and on all high-alkali surfaces such as concrete block work and cement renderings. It is recommended that Protect+ Exterior Luxury Emulsion be used after the application of exterior wall primer (WB).

## PRODUCT BENEFITS

### Paint elongation Property:

It enhances flexibility and durability, preventing cracks and improving adhesion.

### Water-resistant:

It protects surfaces from moisture, preventing damage, mold growth, and deterioration.

### UV Protection:

Shields surfaces from sun damage, preventing fading, discoloration, and deterioration, thus extending the lifespan of the paint.

### Cross-linking:

It enhances durability and adhesion, providing a robust protective barrier against wear, chemicals, and environmental factors.

### Efflorescence Resistance:

Prevents the formation of unsightly white salt deposits on surfaces, ensuring long-lasting aesthetic appeal and reducing the need for frequent maintenance.

### Anti-algae:

Inhibit the growth of algae and mold on surfaces, maintaining cleanliness and aesthetics while reducing the need for frequent cleaning and maintenance.

## SURFACE PREPARATION

### Cleaning:

#### Inspect for Leaks and Moisture:

Ensure there are no leaks and check moisture content before starting. Fix any leakages.

#### Clean the Surface:

Remove dirt, loosely bound powder, oil, and grease stains. Clean thoroughly with a brush or 180-220 grit emery paper.

#### Repair Cracks and Holes:

Use waterproofing or filling material to fix all cracks and holes.

**Cure New Cement Walls:** Ensure new cement walls are fully cured for 28 days.

**Basecoat:** Use *Techno Wall Putty* to give a undulation free surface. Apply two coats of putty and allow it to dry overnight for best results and sand it with 180 -220 sand paper and clean the surface.

**Primer:** Apply a coat of *Ultra Cement Exterior Primer* and allow it to dry overnight.

**Top Coat for Smooth Finish:** For smooth finish, apply 2 coats of *Techno Wall Putty/ Wall Care* followed by coat *Ultra Cement Exterior Primer*, followed by 2 coats of Exterior Emulsion paint of your choice.


**Top Coat on Texture's:** Apply exterior texture coating followed by *Ultra Cement Exterior Primer* and 2 coats of top exterior emulsion.

## PRODUCT FEATURES

### AVAILABLE PACKS



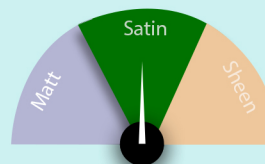
### AVAILABLE SHADES



# 1800+\*

\*Techno Paints Colour Spectra has 1800 plus shades at present.

### FINISH STYLES



### Range:

Sheen level 5 to 15  
at 60°\*.

\*On a glass plate when released at 150 micron DFT applied by 4 side applicator.


### DURABILITY AND WARRANTY



High Durability, Long Lasting, UV Protection.


**WARRANTY: 7 Years**

### COVERAGE



#### 1st COAT

100 - 120 sq.ft./l\*  
4 - 6 hrs dry time



#### 2nd COAT

50 - 60 sq.ft./l\*  
4 - 6 hrs dry time

\* Coverage may vary from surface to surface, application method and % of dilution.



# PROTECT<sup>+</sup>

## LUXURY EXTERIOR EMULSION



Version 2.0 | 01/2024

### APPLICATION PROCESS



Brush: Nylon / Polyester



Roller: 1/4" - 3/4" nap, depending on surface texture.  
Thinning: For movement of brush / roller, then dilute with 40% - 45% of universal solvent i.e water.



To Touch: 30 Minutes.

### TECHNICAL DATA

Primer Recommended	Yes
Thinner for Dilution	Water
Dilution Ratio of paint	400 - 450 ml / ltr
Dry time for primer	4 hrs
Complete Drying	4 - 6 hrs
Flammable / Flash Point	Non Flammable
Shelf Life in tight container	3 year
Product form	Liquid
Recoating time	4 - 6 hrs

### ADDITIONAL INFORMATION

#### POST PAINTING CARE

To maintain the paint's effectiveness, ensure the surface is washed and free from algal and fungal growth every six months.

#### THINNED PAINT STABILITY

Best use the paint before 24 hours after the paint has been thinned.

#### ENVIRONMENT

TECHNO PAINT PRODUCTS DOES NOT CONTAIN any added lead, mercury or chromium compounds.

#### SAFETY

In the case of SKIN /EYE contact, immediately rinse with clean water and seek medical treatment.

#### PRECAUTIONS

1. Applying while the outside temperature is below 10°C or if it could do so within four hours of doing so is not advised.
2. Avoid overstretching or overthinning the brush.
3. Before using, thoroughly stir and strain.
4. Strain the material before use for better smooth finish.
5. Make sure you avoid diluting with chlorineated water.

#### DISCARDMENT

PAINT and Its Products comes under category of Hazardous Material and so for disposal it should be routed legally under Environment Act 1986 (Protection)& Hazardous Wastes (Management & Handling ) rules 1989.

#### PERSONAL PROTECTIVE EQUIPMENT

1. Nitrile gloves / Cotton gloves
2. Goggles
3. Safety Shoes
4. Appropriate attire

